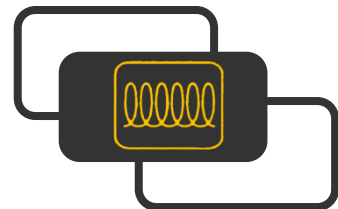
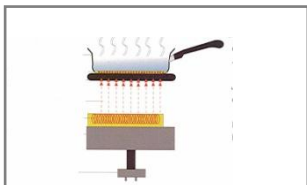


# DROP-IN CONTROL INDUCTION



**D2IC 6200**  
**D2IM 6200**



## INDUCTION ADVANTAGES

More economical, more powerful, more secure, more precise, more comfortable, safer, easier to clean



## TOUCH PAD

The electronic pad detects the user's finger. It's completely water proof.



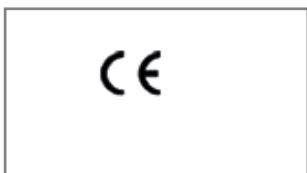
## VITROCERAM GLASS

The glass is designed to resist to high temperature .



## AVAILABLE POWER


From 50 watts to 3.100 watts on each heat setting



## INSTALLATION

The unit should not be installed above means heat ( such as hotcup board, oven, ...)

- External structure in 3mm stainless steel with an external bevel-edge
- Cooking surface 4mm thick made of vitroceramic
- Generator coil: two 210 mm generator coils
- Control panel: glass touch or knob
- If glass touches: on/off, booster selection, manual power setting (+/-) with display 2 digits.
- If knobs: on/off with led, manual power setting by 360° rotation
- Power supply: 230V+/-10% AC 50Hz +/-2%-60Hz +/-2%
- a single power cord ( 5 wires)
- Package dimension: mm 495 x 610 x 310 ( width x depth x height)
- Standards: complies with EN 60335-2-36 (European standard for safety of electrical appliances), EN55011 et EN 55014-2 (ECM),
- Pan usage : Induction will work with pans having a ferritic base such as iron enamelled and specific induction pans



## POWER SETTINGS

From 50 Watts to 3100 Watts ( booster function)  
 For a 210 mm pan: position 1 = 50 watts/ position 6 = 500 watts/  
 position 12 = 2000 watts

## TECHNICAL SPECIFICATIONS

	Power	Amp. load	Control
D2IM/C 6200	2 x 3100 W	27 A	knob/ touch glass

Weight :(net) 11kg-packaged:15,3kg

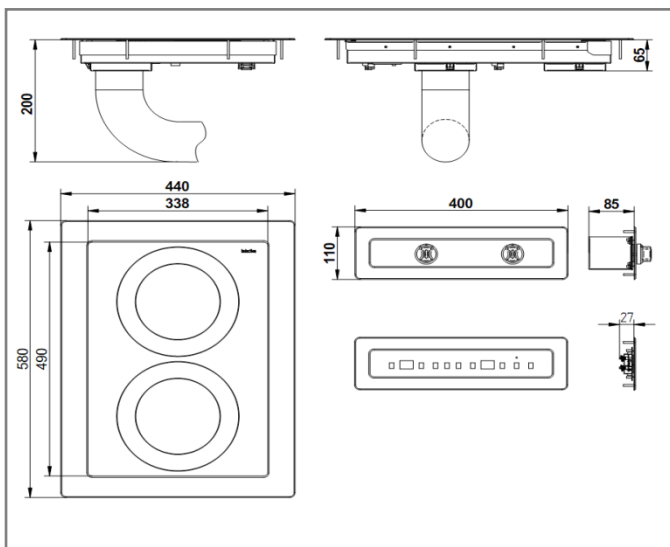
The product is palletized by 1 or by 6 or by 12 items  
 Pallet dimension by 1: mm 630 x 500 x 430 (width x depth x height)  
 Pallet dimension by 6: mm 1000 x 630 x 1045 (width x depth x height)  
 Pallet dimension by 12: mm 1200x1000x1045 (width x depth x height)  
 The product includes as standard: a brochure/ a 1400 mm power cord/  
 a 3000 mm aluminium flexible pipe/ 2 washable filters

Installation: the built in operation must be done carefully, respect the user manuel and connect the fresh air inlet pipe.the maximum distance between the control panel and the hob is 400 mm.

Built-in dimensions (hob): mm 338 x 490 x 200 ( width x depth x height)(or h=65)

Built-in dimensions (panel): mm see drawings underneath (knobs or capacitive pads).

In order to assure the performance of the product, it is greatly recommended to put in the fresh air inlet pipe.



Spécifications téléchargeables sur [www.adventys.com](http://www.adventys.com)

## ADVENTYS

Route de Pagny - F-21250 SEURRE - France

Tel : 33 (0) 3 80 204 615 - Fax : 33 (0) 3 80 204 219 - Site Web : [www.adventys.com](http://www.adventys.com) - mail : [adventys@adventys.com](mailto:adventys@adventys.com)  
 Sarl au Capital de 154.000 € - Code APE : 2612Z - RCS Beaune 424 076 594 - TVA FR 07424076594